

# Classify and Glue

**Directions:** Cut out the picture cards at the bottom of the page. Then, glue/tape each animal in the circle where it belongs.



## Forest Animals












## Zoo Animals



## Farm Animals



## Sea Animals



Name \_\_\_\_\_

Date \_\_\_\_\_

Helper \_\_\_\_\_

# Classify and Glue

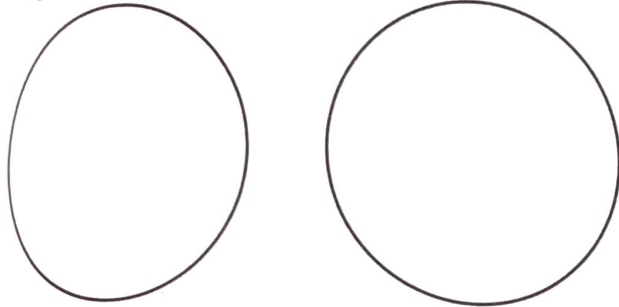


Food

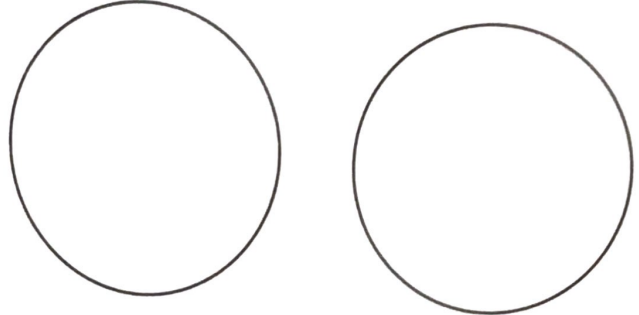
Directions: Cut out the picture cards at the bottom of the page. Then, glue/tape the food in the circle where it belongs.



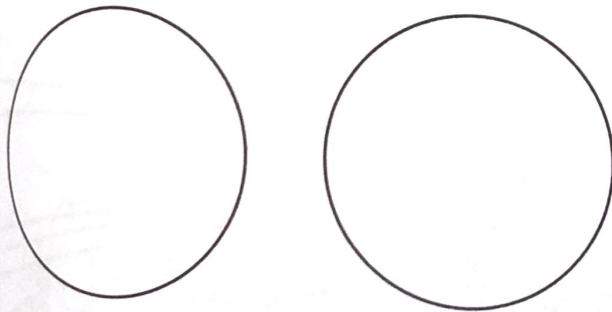
## Fruit



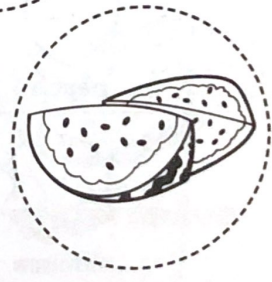
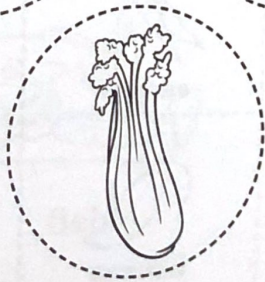

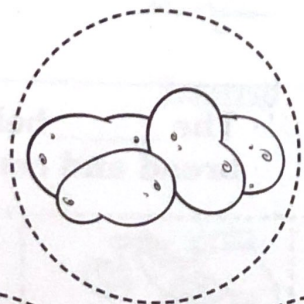
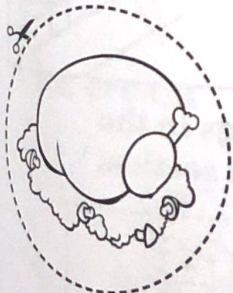
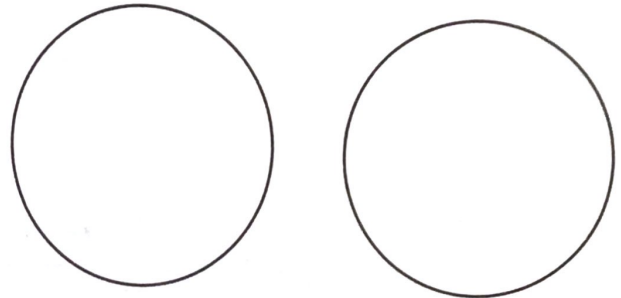
## Vegetables



## Meat



## Dairy



Name \_\_\_\_\_

Date \_\_\_\_\_

Helper \_\_\_\_\_